




Questions, Problems, Missing parts?

Before returning to your retailer, call our customer service at **1-877-768-8481**
Monday – Friday **8:00 AM – 6:00 PM (EST)**

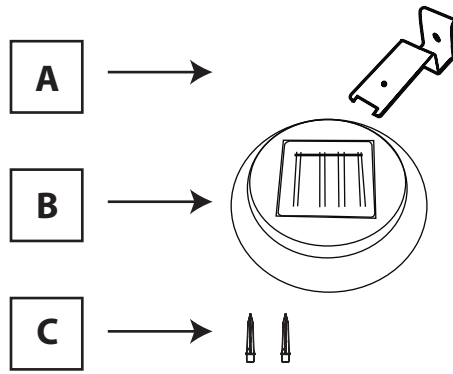
PACKAGE CONTENTS

 Includes (2) AA 600 mAh NiMH rechargeable battery

LED The lifetime for LEDs is estimated to be 100,000 hours. It should never need to be replaced.

REF. PARTS NAME

- A. **Solar Panel Unit** (x2)
- B. **Mounting Bracket** (x2)
- C. **Screws** (x2)



⚠ READ ALL INSTRUCTIONS BEFORE ASSEMBLY
Failure to do so may result in faulty assembly and potential injury.

FUNCTION: The built-in solar panels convert sunlight into electricity. The rechargeable battery stores the energy and converts the power into light for use during the night. The lighting hours of the solar light depends on the geographical location and weather condition. Stronger or longer exposure to sunlight enables the battery to store more energy and provide longer lighting hours.

LOCATION: It is important to select an outdoor location with full, direct sunlight where the solar panel can receive at least 8 hours of sunlight each day. Shady areas will not enable batteries to be fully charged. This will reduce the lighting hours at night. It is also important to avoid placing the solar light by light sources, such as street lights or porch lights, which may cause the solar light to turn off automatically. The solar light is designated for outdoor usage and ideal for night lighting of garden, paths, etc.

CLEANING AND MAINTENANCE: Please use a damp cloth to clean the solar panel. Do not use any chemical or abrasive cleaner. It is important to ensure that no moisture enters into the solar light. Replacement parts may be ordered by using the fixture model number and part's name; call the phone number located at the top and bottom of this instruction manual.

RECHARGEABLE BATTERY: This product contains (2) AA-sized 600 mAh NiMH rechargeable battery. When the battery expires, it must be recycled or disposed of properly. Please contact your local waste disposal authority for correct procedure. Do not put battery into fire.

ASSEMBLY AND BATTERY REPLACEMENT INSTRUCTIONS

ASSEMBLY

Remove contents from its packaging and lay them out on a flat surface.

1. Connect the solar panel (Part B) to the mounting bracket (Part A).
2. Insert the mounting screws (Part C) into the mounting bracket (Part A).
3. Connect the mounting bracket to the rim or ledge of the gutter.

OPERATIONAL INSTRUCTIONS AND BATTERY REPLACEMENT

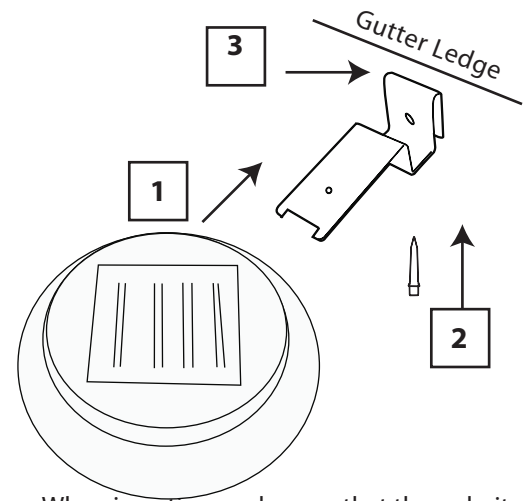
- After assembling, take the light to direct sunshine that allows the rechargeable battery to reach its maximum capacity. Ensure the light is in full sunlight for 8 hours. The unit will then automatically light up at dusk.

NOTE: Lights with crystalline panels may have a protective film over the solar panel. This must be removed prior to use.

CHANGING BATTERIES

1. Open the battery compartment cover on the underside of solar panel (Part B).
2. Replace the old battery with a new AA-sized 600mAh Ni-MH rechargeable battery. When inserting, make sure that the polarity of the battery is correctly aligned, as displayed on the inside of the battery compartment.

NOTE: ONLY use AA-sized 600mAh NiMH rechargeable batteries with this unit.



TROUBLESHOOTING

The light does not come on at night:

- Check the rechargeable battery and make sure that it is in contact to the metal plate and the polarity is correct.
- If the battery is worn out, replace the battery with a new AA-sized 600 mAh NiMH rechargeable battery.
- Always keep the solar light distant from other night light sources, such as exterior lights. Reposition the light to avoid close contact with other night light sources.
- Make sure solar panel is clean and free of dirt and debris. If needed use a damp cloth to clean the solar panel. Do not use any chemical or abrasive cleaner. It is important to ensure that no moisture enters into the solar light.

ONE-YEAR LIMITED WARRANTY: If, during normal use, this PATRIOT LIGHTING® lighting fixture breaks or fails due to a defect in material and workmanship within one (1) year from the date of original purchase, simply bring this lighting fixture with the original sales receipt back to your nearest MENARDS® retail store. At its discretion, PATRIOT LIGHTING® agrees to have the product or any defective part(s) repaired or replaced with the same or similar PATRIOT LIGHTING® product or part free of charge, within the stated warranty period, when returned by the original purchaser with original sales receipt. This warranty; (1) excludes expendable parts including but not limited to light bulbs and batteries; (2) does not cover damage that has resulted from abuse or misuse; and (3) does not cover any losses, labor, injuries to persons/property or costs. This warranty does give you specific legal rights and you may have other rights, which vary from state to state.



Questions, Problems, Missing parts?

Before returning to your retailer, call our customer service at **1-877-768-8481**
Monday – Friday **8:00 AM – 6:00 PM (EST)**