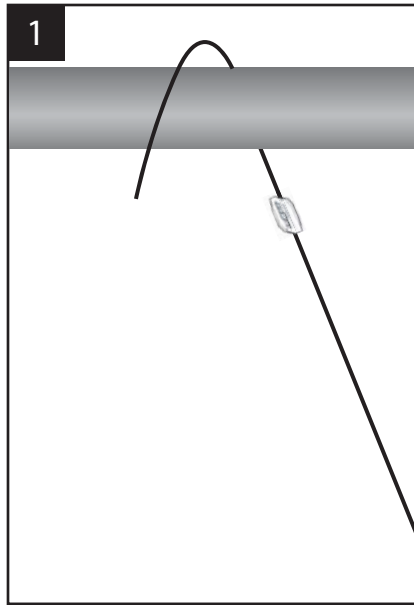


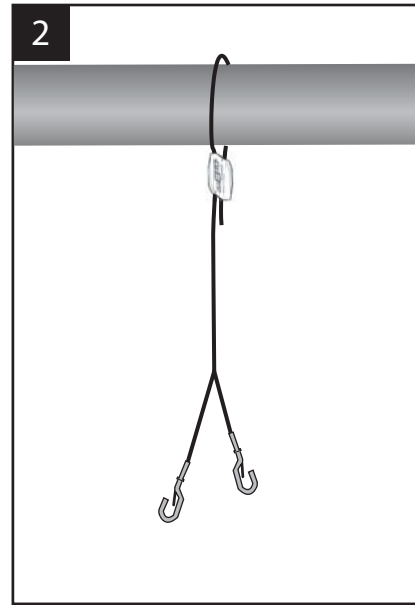


An **Acuity** Brands Company

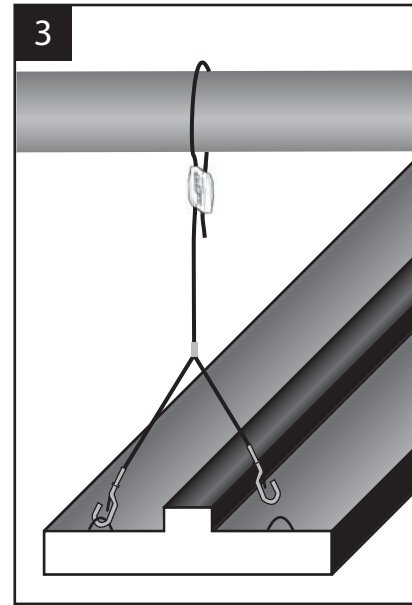
Mounting instructions for I-BEAM™ lighting fixture using **GRIPPLE**® y-hook hanger.



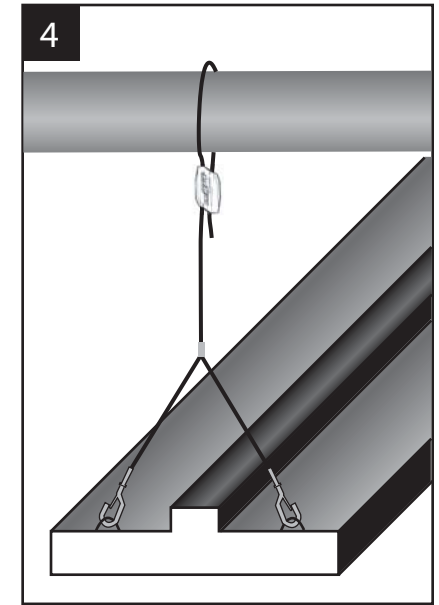
1. Thread Gripple onto cable and pass over ceiling anchor point.



2. Pass tail end of cable through the other channel of the Gripple.

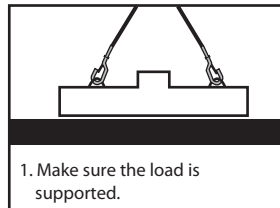


3. With fixture supported, snap hooks onto fixture.



4. Adjust to proper height by pulling cable through either end of Gripple.

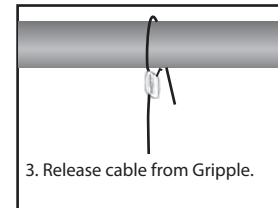
#### HOW TO USE RELEASE KEY TO ADJUST FIXTURE.



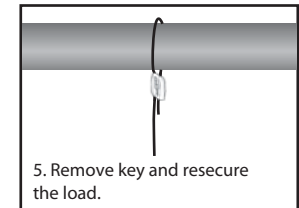
1. Make sure the load is supported.



2. Insert key into small hole at top of Gripple. Push in 1/4" to release the cable.



3. Release cable from Gripple.



5. Remove key and resecure the load.