

# 48' Incandescent Rope Light Kits



Patriot  
LIGHTING®

Installation instructions for 346-0947

120V, 60Hz, 1.2A

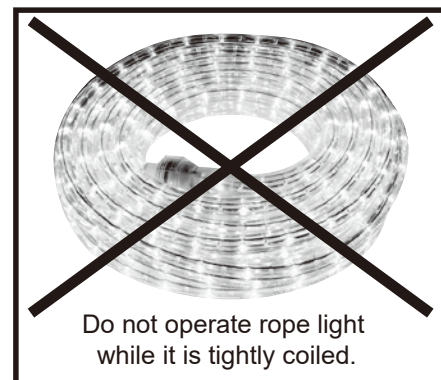
**WARNING:** These products may represent a possible shock or fire hazard if improperly installed or attached in any way. Products should be installed in accordance with these instructions, current electrical codes and/or the current National Electric Code (NEC). Only use this fixture with the plug-in power cord that is supplied with the fixture. Any other power cord or feed may damage the fixture.

## IMPORTANT SAFETY INSTRUCTIONS

### READ AND FOLLOW ALL SAFETY INSTRUCTIONS

**CAUTION:** To reduce risk of fire, electric shock or injury to persons:

1. Do not cover this product as the covering may cause the flexible light to overheat and melt or ignite.
2. Risk of fire and electric shock, uncoil flexible light prior to plugging into receptacle.
3. Do not operate with the flexible light tightly coiled.
4. Do not puncture, cut, shorten or splice the flexible lighting.
5. Do not route the cord or flexible lighting through walls, doors, windows or any like part of the building structure.
6. Do not use if there is any damage to the light or cord insulation. Inspect periodically.
7. Do not submerge flexible light in liquids, or use the product in the vicinity of standing water or other liquids.
8. Secure this flexible light using only the hangers or clips provided. Do not secure this product or its cord with staples, nails, or like means that may damage the insulation.
9. Do not subject flexible lighting to continuous flexing.
10. Do not exceed the length in feet permitted by the marking when adding additional rope light extension segments.
11. All units must be unplugged before adding additional segment(s).
12. When adding additional rope light extension segments, use only Patriot Lighting Incandescent Rope Light kits.
13. Ensure that all connections and the end cap on the last segment, are tightly secured to preclude the entry of water.
14. Do not install on gates or doors, where subject to flexing.
15. Do not install in cabinets, tanks, or enclosures of any kind.
16. Do not mount or secure rope light in a manner that can cut the outer jacket or damage cord insulation. Inspect the rope light carefully before use and discard any rope light that has a broken outer jacket, loose connection or frayed wire insulation.
17. Risk of fire. Do not replace attachment plug. Plug contains a safety device (fuse) that should not be removed. Discard product if attachment plug is damaged.
18. This product has a polarized plug (one blade is wider than the other) as a safety feature to reduce the risk of electric shock. This plug will fit in a polarized outlet only one way. If the plug does not fit fully in the outlet, reverse the plug. If it still does not fit, contact a qualified electrician. Never use with an extension cord unless plug can be fully inserted. Do not alter plug.



## SAVE THESE INSTRUCTIONS.

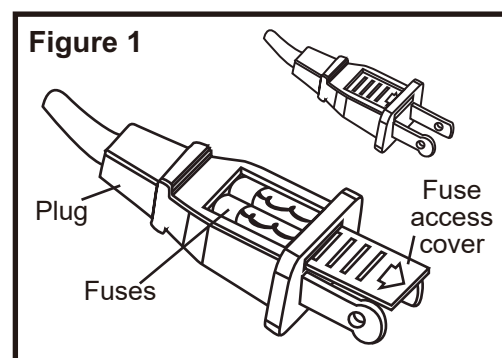
**WARNING:** When using outdoor portable lighting products, basic safety precautions should always be followed to reduce the risk of fire, electric shock and personal injury, including the following:

Read All Instructions. (a) Ground Fault Circuit Interrupter (GFCI) protection should be provided on the circuits or outlet to be used for the outdoor use flexible lighting product. Receptacles are available having built-in GFCI protection for this measure of safety. (b) Use only outdoor extension cords, such as type SW, SOW, STW, STOW, SJW, SJOW, SJTW, or SJTOW. This designation is marked on the wire of the extension cord.

**This plug contains an electrical fuse as a safety feature.**

TO REPLACE THE FUSE (see Figure 1):

1. Disconnect power before replacing the fuses.
2. Grasp plug and remove from the receptacle or other outlet device.
3. Do not unplug by pulling on the cord.
4. Slide fuse access cover towards prongs of plug to open (see Figure 1).
5. Remove old fuses carefully by turning over plug to empty the fuseholder.
6. Never attempt to replace the fuse with a higher wattage fuse. Use only 5 Amp 125 Volt fuse. Failure to do so may be a fire hazard.
7. Set new fuse in holder.
8. Close the fuse access cover on the plug by sliding fully to original position.



CONTINUED ON REVERSE

# 48' Incandescent Rope Light Kits



Installation instructions for 346-0947  
120V, 60Hz, 1.2A

## HOW TO EXTEND ROPELIGHT

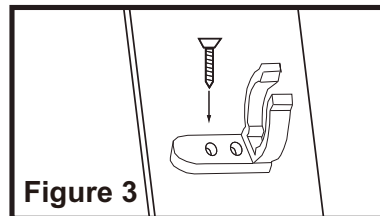

NOTE: Do not exceed 150' maximum run distance when linking extension segments together.

**DO NOT COMBINE LED AND INCANDESCENT ROPE LIGHTS.**

1. When adding additional rope light extension segments, use only Patriot Lighting Incandescent Rope Light kits.
2. Disconnect power before adding segments.
3. Turn the plastic end cap counter-clockwise to remove from the first rope light.
4. Remove power cord from the second piece of rope light.
5. Connect both ends of the ropes (the male and female halves plug into each other). Make sure all connectors are firmly tightened and secured. See Figure 2.
6. Repeat steps 1, 2 and 3 for any additional extensions.
7. Turn the plastic end cap clockwise until it is firmly tightened and secured on the last rope light.

## HOW TO INSTALL ROPE LIGHT

1. Attach mounting clips with nails or screws onto wooden surfaces. Be sure that the mounting surface is mechanically sound. See Figure 3.
2. Mounting clips should be evenly spaced and be a maximum of 12 inches apart.
3. Make sure that the distance between two separate/nearby lines of Rope Light are at least 1/2" apart.
4. Gently press Rope Light into clips so that it snaps into place.



## PROP 65 WARNING

Handling the coated electrical wires of this product exposes you to lead, a chemical known to the State of California to cause cancer, birth defects and other reproductive harm. **Wash hands after use.**

### PATRIOT LIGHTING® INCANDESCENT ROPE LIGHT WARRANTY

#### 5-YEAR LIMITED WARRANTY:

This PATRIOT LIGHTING® brand light fixture carries a five (5) Year Limited Warranty to the original purchaser. If, during normal use, this PATRIOT LIGHTING® light fixture fails due to a defect in material and workmanship within five (5) years from the date of purchase, simply bring this light fixture with your original sales receipt back to your nearest MENARDS® retail store. At its discretion, PATRIOT LIGHTING® agrees to have the lighting fixture replaced with the same or similar PATRIOT LIGHTING® product free of charge, within the stated warranty period, when returned by the original purchaser with original sales receipt. Notwithstanding the foregoing, this limited warranty does not cover damage or failure caused by misuse or abuse including but not limited to improper installation, accident, unauthorized repair, maintenance, or modifications of the merchandise. This warranty: (1) excludes expendable parts including but not limited to light bulbs, batteries; (2) carries a 2-year finish warranty protecting finish against tarnishing, flaking, and discoloration; (3) shall be void if this lighting fixture is not installed in the U.S.A; (4) does not cover products installed within three miles of saltwater coastline or any area prone to salt spray; and (5) does not cover any losses, labor, injuries to persons/property or costs. This warranty does give you specific legal rights and you may have other rights, which vary from state to state. Be careful, it is recommended that installation be done by a qualified professional; the purchaser has sole responsibility for proper installation in compliance with all state and local code requirements. Seller's employees are not qualified to advise you on the use of this Merchandise. Any oral representation(s) made will not be binding on seller or its employees. The rights under this limited warranty are to the original purchaser of the Merchandise and may not be transferred to any subsequent owner. This limited warranty is in lieu of all warranties, expressed or implied including warranties or merchantability and fitness for a particular purpose. Seller shall not be liable for any special, incidental, or consequential damages. The sole exclusive remedy against the seller will be for the replacement of any defects as provided herein, as long as the seller is willing or able to replace this product or is willing to refund the purchase price as provided above.

For questions / comments, technical assistance or repair parts –  
Please call toll free at: 1-800-285-8051 (M-F 8am – 5pm, CST)

SAVE YOUR RECEIPTS. THIS WARRANTY IS VOID WITHOUT THEM.